

# Student Achievement

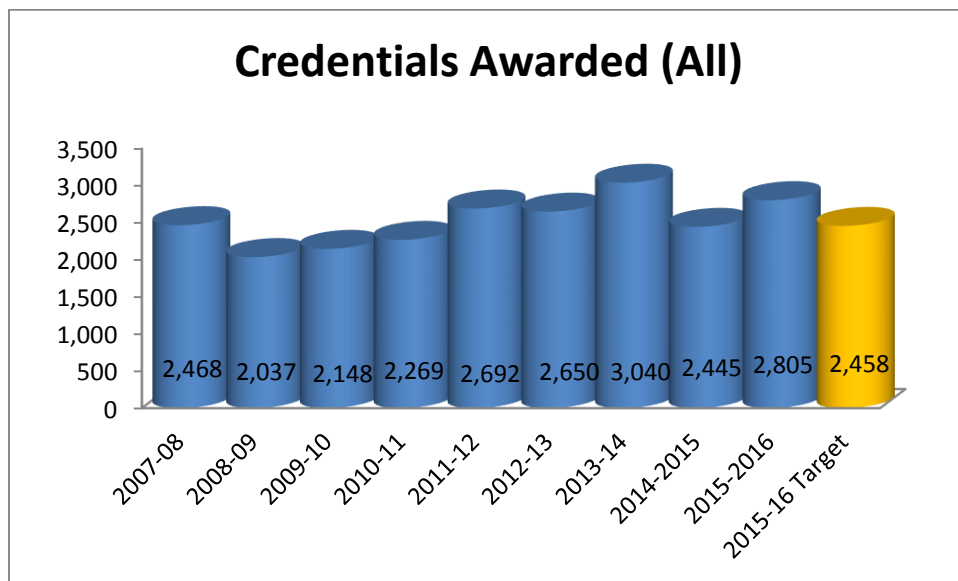
## Revised March 1, 2017

### Student Achievement at West Kentucky Community and Technical College

As an institution accredited by the Southern Association of Colleges and Schools Commission on Colleges (SACSCOC), West Kentucky Community and Technical College (WKCTC) is obligated to provide to its students, constituents, and the public information about “its goals for student achievement and the success of students in achieving those goals. Information on student success may include reliable information on retention, graduation, course completion, licensure examinations, and job placement rates and other measures of student success appropriate to institutional mission.”

West Kentucky identifies the measures below for student achievement. Each measure includes the most recent data available and a definition of the measure. Measures 1-6 derive from the Kentucky Community and Technical College System (KCTCS) Strategic Plan 2010-2016. Targets (goals) are established by KCTCS. Measures 7-8 derive from the Integrated Postsecondary Education System (IPEDS) database. The college’s goal for these measures is to exceed the peer comparison group.

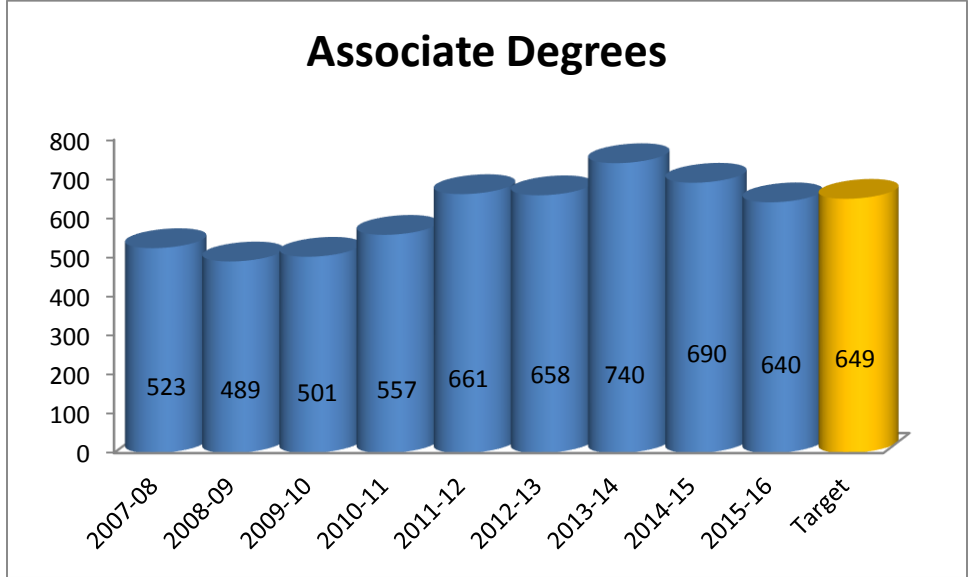
#### 1. Number of Credentials Awarded:



Definition: Annual count of Associate degrees, certificates and diplomas awarded.

Source: Official data as reported to the Council on Postsecondary Education (CPE).

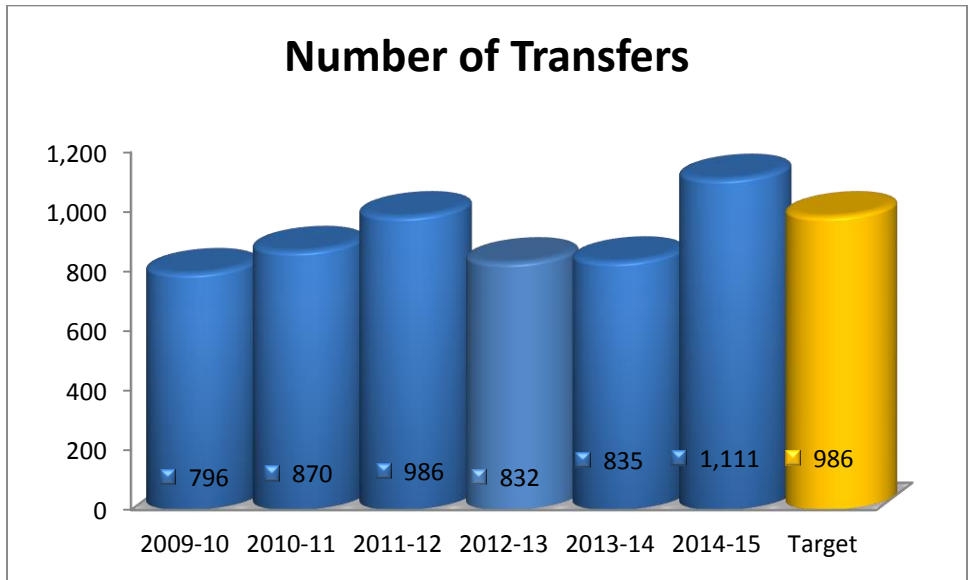
**2. Number of Associate Degrees Awarded:**



Definition: Annual count of Associate degrees awarded.

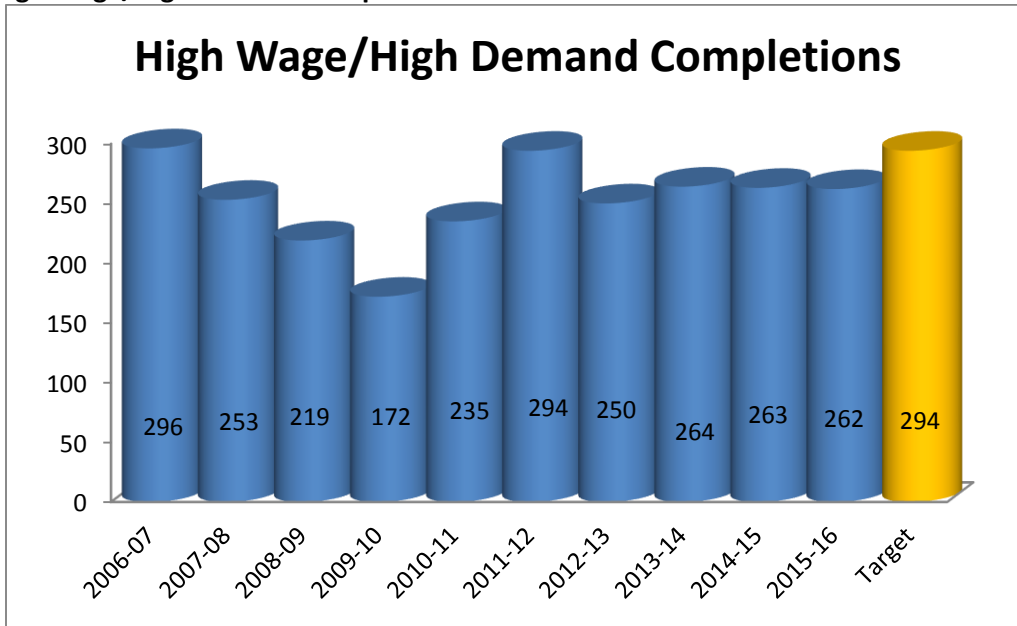
Source: Official data as reported to the Council on Postsecondary Education (CPE).

**3. Number of Transfers:**



Definition/Source: The annual number of students who enter a public, independent or proprietary postsecondary institution in Kentucky as a first-time transfer student, and the number of students other than first-time transfer students who transfer KCTCS credit into any public, independent or proprietary four-year institution, such as visiting, dual credit, or workforce students, as reported in CPE's Comprehensive Database.

**4. High Wage/High Demand Completions:**



Definition: Number of unduplicated credentials in programs crosswalked to a high wage, high demand occupation.

Source: CPE Official, Kentucky Occupational Outlook, Occupational Wages (OES) extracted from workforcekentucky.ky.gov, and the National Crosswalk Service Center

**5. Wage Index:**



Definition: Median quarterly wage of all graduates making at least \$2,500 in the second quarter post-graduation divided by the Kentucky median occupational wage (occupational wage divided by four for comparison to quarterly wage). Source: Official CPE graduate data, UI wage match (2<sup>nd</sup> quarter post-graduation), Office of Employment and Training's Occupational.

**6. Licensure/Certification Pass Rate:**

Program	2013-2014		2014-2015	
	N	%	N	%
Air Conditioning Technology	13	92%	13	92%
Cosmetology	28	100%	26	100%
Dental Assisting	16	100%	16	100%
Diagnostic Medical Sonography	11	100%	9	78%
Medical Laboratory Technician	5	100%	0*	N/A
Nursing (ADN)	84	98%	88	99%
Nursing (Medicaid)	206	67%	193	73%
Nursing (Practical)	56	96%	23	100%
Pharmacy Technology	23	83%	10	60%
Physical Therapist Assistant	14	100%	12	100%
Radiography	13	85%	15	93%
Surgical Technology	8	75%	7	86%

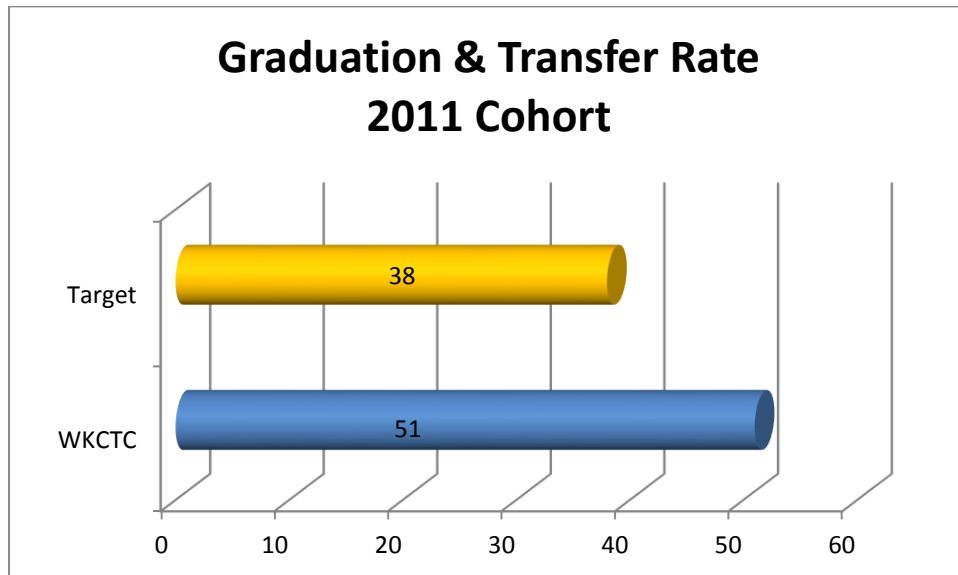
83%

Definition: Annual percent of students passing licensure and certification exams (includes all attempts).

N = number of students attempting the exam.

Source: Program Coordinators

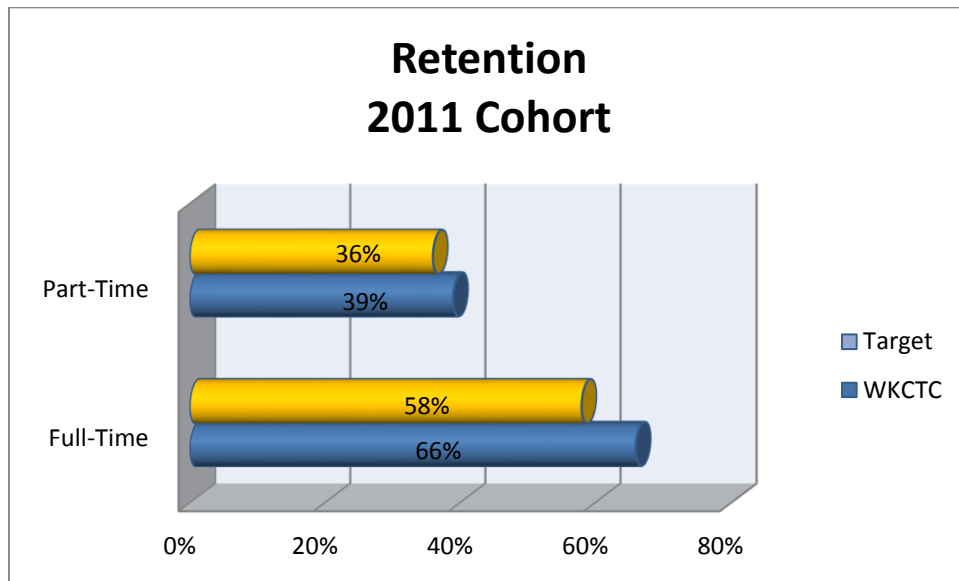
**7. IPEDS Graduation and Transfer Rate:**



Definition: The percent of students who began their studies as full-time, first-time degree- or certificate seeking students who completed a credential within 150% of “normal time” for completing the program in which they are enrolled and the percentage of full-time, first-time students who transferred to another institution without earning a credential.

Source: CPE Official Database and National Student Clearinghouse as reported to IPEDS by KCTCS

**8. IPEDS Retention Rate:**



Definition: The percentage of first-time students who return to the institution to continue their studies the following fall.

Source: CPE Official Database as reported to IPEDS by KCTCS.